

ELFORDS

LIMITED

June
2023
Price List

Unit 16, Limberline Spur, Hilsea, Portsmouth, Hampshire PO3 5HJ

SHEDS • CHALETS • WORKSHOPS • GARAGES • SUMMERHOUSES etc



Extensive Indoor Display
Made to Order Timber Buildings
All Buildings Assembled FREE



Elford's is ONLY at Hilsea, Portsmouth, manufacturing and selling ONLY our own product
– so any building can be personalised to your exact requirements



Showroom Opening Times

Mon - Fri: 8.00 - 4.00pm

Saturday: 10.00 - 2.00pm

Sunday: Closed all day



www.elfords.co.uk

023 9266 4811

STANDARD SHEDS

Minimum external heights: • Apex: 6'7" ridge 5'9" eaves • Pent: 6'7" ridge 6'3" eaves



Baffins



Hilsea



Buckland



Milton



Copnor



Southsea



Eastney



Stamshaw



Fratton

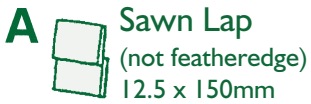
Choose your shape
Pick your size
Decide the cladding A, B, C or B+

Add any extras (see extras page)
All prices include assembly onto a prepared base
Please add VAT to all prices

0 2 3 9 2 6 6 4 8 1 1

PRICES FOR STANDARD SHEDS

4 quality cladding types with all these products. All timber sizes are nominal (size before machining)



SIZE		Cladding Type			
ft	m	A	B	C	B+
5 x 4	1.52 x 1.22	£525	£583	£677	£709
6 x 4	1.83 x 1.22	£578	£641	£745	£780
7 x 4	2.13 x 1.22	£648	£719	£835	£874
8 x 4	2.44 x 1.22	£700	£777	£903	£945
9 x 4	2.74 x 1.22	£770	£855	£993	£1,040
10 x 4	3.05 x 1.22	£840	£932	£1,084	£1,134
5 x 5	1.52 x 1.52	£578	£641	£745	£780
6 x 5	1.83 x 1.52	£630	£699	£813	£851
7 x 5	2.13 x 1.52	£665	£738	£858	£898
8 x 5	2.44 x 1.52	£788	£874	£1,016	£1,063
9 x 5	2.74 x 1.52	£805	£894	£1,038	£1,087
10 x 5	3.05 x 1.52	£910	£1,010	£1,174	£1,229
6 x 6	1.83 x 1.83	£665	£738	£858	£898
7 x 6	2.13 x 1.83	£735	£816	£948	£992
8 x 6	2.44 x 1.83	£840	£932	£1,084	£1,134
9 x 6	2.74 x 1.83	£945	£1,049	£1,219	£1,276
10 x 6	3.05 x 1.83	£1,050	£1,166	£1,355	£1,418
11 x 6	3.35 x 1.83	£1,155	£1,282	£1,490	£1,559
12 x 6	3.66 x 1.83	£1,260	£1,399	£1,625	£1,701
7 x 7	2.13 x 2.13	£858	£952	£1,106	£1,158
8 x 7	2.44 x 2.13	£980	£1,088	£1,264	£1,323
9 x 7	2.74 x 2.13	£1,103	£1,224	£1,422	£1,488
10 x 7	3.05 x 2.13	£1,225	£1,360	£1,580	£1,654
11 x 7	3.35 x 2.13	£1,348	£1,496	£1,738	£1,819
12 x 7	3.66 x 2.13	£1,470	£1,632	£1,896	£1,985
13 x 7	3.96 x 2.13	£1,593	£1,768	£2,054	£2,150
14 x 7	4.27 x 2.13	£1,715	£1,904	£2,212	£2,315
8 x 8	2.44 x 2.44	£1,120	£1,243	£1,445	£1,512
9 x 8	2.74 x 2.44	£1,260	£1,399	£1,625	£1,701
10 x 8	3.05 x 2.44	£1,400	£1,554	£1,806	£1,890
11 x 8	3.35 x 2.44	£1,540	£1,709	£1,987	£2,079
12 x 8	3.66 x 2.44	£1,680	£1,865	£2,167	£2,268
13 x 8	3.96 x 2.44	£1,820	£2,020	£2,348	£2,457
14 x 8	4.27 x 2.44	£1,960	£2,176	£2,528	£2,646
15 x 8	4.57 x 2.44	£2,100	£2,331	£2,709	£2,835
16 x 8	4.88 x 2.44	£2,240	£2,486	£2,890	£3,024

All Sheds come with one toughened glass fixed window 24" x 24" and one door 27" wide (wider doors available)

All sheds have a free O.S.B. floor. Optional timber floor chargeable - see extras page

Extra fixed toughened glass window 24" x 24" £25 • Opening toughened glass window 24" x 24" £40

Extra single door £50 • Double doors £50 • Extra double doors £100 • Stable door £55

HIGHER SHEDS

Minimum external heights: • Apex: 7'5" ridge 6'7" eaves • Pent: 7'5" ridge 6'7" eaves



Cosham



Drayton



Havant



Hayling



Langstone



Baffins High



Buckland High



Copnor High



Hilsea High



Fratton High



Southsea High



Milton High



Eastney High



Stamshaw High



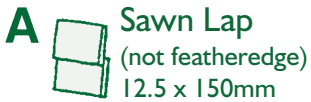
Farlington

Choose your shape
Pick your size
Decide the cladding A, B, C or B+

Add any extras (see extras page)
All prices include assembly onto a prepared base
Please add VAT to all prices

PRICES FOR HIGHER SHEDS

4 quality cladding types with all these products. All timber sizes are nominal (size before machining)



SIZE		Cladding Type			
ft	m	A	B	C	B+
5 x 4	1.52 x 1.22	£567	£629	£731	£765
6 x 4	1.83 x 1.22	£624	£692	£805	£842
7 x 4	2.13 x 1.22	£699	£776	£902	£944
8 x 4	2.44 x 1.22	£756	£839	£975	£1,021
9 x 4	2.74 x 1.22	£832	£923	£1,073	£1,123
10 x 4	3.05 x 1.22	£907	£1,007	£1,170	£1,225
5 x 5	1.52 x 1.52	£624	£692	£805	£842
6 x 5	1.83 x 1.52	£680	£755	£878	£919
7 x 5	2.13 x 1.52	£718	£797	£926	£970
8 x 5	2.44 x 1.52	£851	£944	£1,097	£1,148
9 x 5	2.74 x 1.52	£869	£965	£1,122	£1,174
10 x 5	3.05 x 1.52	£983	£1,091	£1,268	£1,327
6 x 6	1.83 x 1.83	£718	£797	£926	£970
7 x 6	2.13 x 1.83	£794	£881	£1,024	£1,072
8 x 6	2.44 x 1.83	£907	£1,007	£1,170	£1,225
9 x 6	2.74 x 1.83	£1,021	£1,133	£1,317	£1,378
10 x 6	3.05 x 1.83	£1,134	£1,259	£1,463	£1,531
11 x 6	3.35 x 1.83	£1,247	£1,385	£1,609	£1,684
12 x 6	3.66 x 1.83	£1,361	£1,510	£1,755	£1,837
7 x 7	2.13 x 2.13	£926	£1,028	£1,195	£1,250
8 x 7	2.44 x 2.13	£1,058	£1,175	£1,365	£1,429
9 x 7	2.74 x 2.13	£1,191	£1,322	£1,536	£1,607
10 x 7	3.05 x 2.13	£1,323	£1,469	£1,707	£1,786
11 x 7	3.35 x 2.13	£1,455	£1,615	£1,877	£1,965
12 x 7	3.66 x 2.13	£1,588	£1,762	£2,048	£2,143
13 x 7	3.96 x 2.13	£1,720	£1,909	£2,219	£2,322
14 x 7	4.27 x 2.13	£1,852	£2,056	£2,389	£2,500
8 x 8	2.44 x 2.44	£1,210	£1,343	£1,560	£1,633
9 x 8	2.74 x 2.44	£1,361	£1,510	£1,755	£1,837
10 x 8	3.05 x 2.44	£1,512	£1,678	£1,950	£2,041
11 x 8	3.35 x 2.44	£1,663	£1,846	£2,146	£2,245
12 x 8	3.66 x 2.44	£1,814	£2,014	£2,341	£2,449
13 x 8	3.96 x 2.44	£1,966	£2,182	£2,536	£2,654
14 x 8	4.27 x 2.44	£2,117	£2,350	£2,731	£2,858
15 x 8	4.57 x 2.44	£2,268	£2,517	£2,926	£3,062
16 x 8	4.88 x 2.44	£2,419	£2,685	£3,121	£3,266





All Sheds come with one toughened glass fixed window 24" x 24" and one door 27" wide (wider doors available)

All sheds have a free O.S.B. floor. Optional timber floor chargeable - see extras page

Extra fixed toughened glass window 24" x 24" £25 • Opening toughened glass window 24" x 24" £40

Extra single door £50 • Double doors £50 • Extra double doors £100 • Stable door £55



SUMMER HOUSES



	SIZE		Cladding Type			Verandah	
	ft	m	B	C	B+	2'	3'
Brook 	7x5	2.13 x 1.52	£1,274	£1,481	£1,550	£78	£117
	8x5	2.44 x 1.52	£1,336	£1,553	£1,625	£82	£123
	9x5	2.74 x 1.52	£1,430	£1,662	£1,739	£87	£131
Hampshire 	8x6	2.44 x 1.83	£1,492	£1,734	£1,814	£91	£137
	9x6	2.74 x 1.83	£1,678	£1,950	£2,041	£103	£154
	10x6	3.05 x 1.83	£1,865	£2,167	£2,268	£114	£171
Horndean <i>(not available with verandah)</i> 	11x6	3.35 x 1.83	£2,051	£2,384	£2,495	£125	£188
	12x6	3.66 x 1.83	£2,238	£2,601	£2,722	£137	£205
	7x7	2.13 x 2.13	£1,523	£1,770	£1,852	£93	£140
Kent <i>(not available with verandah)</i> 	8x7	2.44 x 2.13	£1,740	£2,023	£2,117	£106	£160
	9x7	2.74 x 2.13	£1,958	£2,276	£2,381	£120	£180
	10x7	3.05 x 2.13	£2,176	£2,528	£2,646	£133	£200
	11x7	3.35 x 2.13	£2,393	£2,781	£2,911	£146	£219
	12x7	3.66 x 2.13	£2,611	£3,034	£3,175	£160	£239
	14x7	4.27 x 2.13	£3,046	£3,540	£3,704	£186	£279
	8x8	2.44 x 2.44	£1,989	£2,312	£2,419	£122	£182
	10x8	3.05 x 2.44	£2,486	£2,890	£3,024	£152	£228
	12x8	3.66 x 2.44	£2,984	£3,468	£3,629	£182	£274
	14x8	4.27 x 2.44	£3,481	£4,045	£4,234	£213	£319
	16x8	4.88 x 2.44	£3,978	£4,623	£4,838	£243	£365

Note: Addition of a verandah will also increase the base size by 2' or 3'

All Summerhouses come with timber floor, two toughened glass fixed windows 24" x 24" and one joinery double door (single door on 7' wide buildings)

Extra fixed toughened glass window 24" x 24" £25 • Opening toughened glass window 24" x 24" £40



 5-sided	SIZE		Cladding Type		
	ft	m	B	C	B+
Floor Plan 	6 x 6	1.83 x 1.83	£1,119	£1,300	£1,361
	6'6" x 6'6"	1.98 x 1.98	£1,313	£1,526	£1,597
	7 x 7	2.13 x 2.13	£1,523	£1,770	£1,852
	7'6" x 7'6"	2.28 x 2.28	£1,748	£2,032	£2,126
	8 x 8	2.44 x 2.44	£1,989	£2,312	£2,419

 5-sided with apex	SIZE		Cladding Type		
	ft	m	B	C	B+
Floor Plan 	6 x 6	1.83 x 1.83	£1,294	£1,503	£1,573
	6'6" x 6'6"	1.98 x 1.98	£1,518	£1,765	£1,847
	7 x 7	2.13 x 2.13	£1,761	£2,046	£2,142
	7'6" x 7'6"	2.28 x 2.28	£2,021	£2,349	£2,458
	8 x 8	2.44 x 2.44	£2,300	£2,673	£2,797

5 sided Summerhouses come with timber floor, two toughened glass fixed window 24" x 24" and one joinery door 30 wide

Extra fixed toughened glass window 24" x 24" £25 • Opening toughened glass window 24" x 24" £40

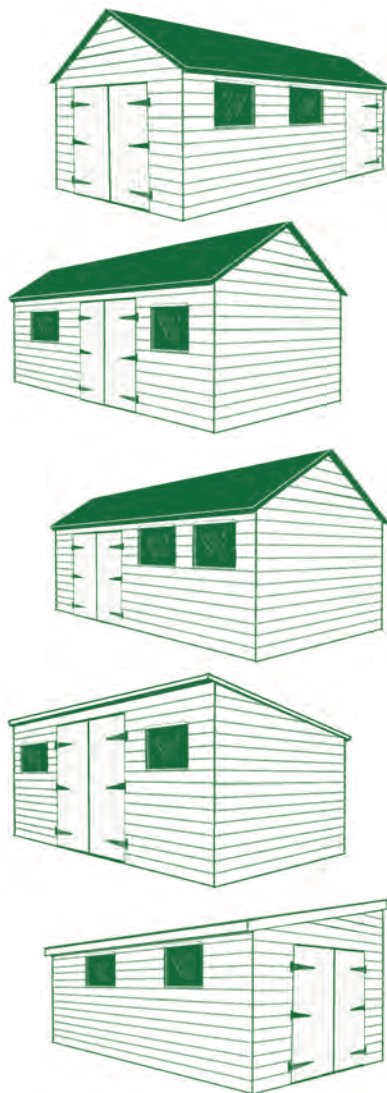
Double joinery doors £350

 Solar	SIZE		Cladding Type		
	ft	m	B	C	B+
	7x5	2.13 x 1.52	£965	£1,122	£1,174
	8x5	2.44 x 1.52	£1,103	£1,282	£1,342
	9x5	2.74 x 1.52	£1,241	£1,443	£1,510
	8x6	2.44 x 1.83	£1,324	£1,539	£1,610
	9x6	2.74 x 1.83	£1,490	£1,731	£1,812
	10x6	3.05 x 1.83	£1,655	£1,923	£2,013
	12x6	3.66 x 1.83	£1,986	£2,308	£2,415
	8x8	2.44 x 2.44	£1,765	£2,052	£2,147
	10x8	3.05 x 2.44	£2,207	£2,565	£2,684
	12x8	3.66 x 2.44	£2,648	£3,077	£3,221

All Solar sheds come with timber floor, front fixed windows and one single door 27" wide (wider doors available)

Fixed toughened glass window 24" x 24" (End panel) £25
 Opening toughened glass window 24" x 24" (End panel) £40
 Double doors £50
 Stable door £55
 Staging (slatted shelf along front) £45

GARAGES and WORKSHOPS



All **Garages** come with one toughened glass fixed window 24" x 24" and one double door 84" wide (smaller doors available)

- Extra fixed toughened glass window 24" x 24" **£25**
- Opening toughened glass window 24" x 24" **£40**
- Single door..... **£50**
- Extra double doors..... **£100**
- Stable door **£55**

All **Workshops** come with timber floor, one toughened glass fixed window 24" x 24" and one double door 64" wide (wider doors available)

- Extra fixed toughened glass window 24" x 24" **£25**
- Opening toughened glass window 24" x 24" **£40**
- Single door..... **£50**
- Extra double doors..... **£100**
- Stable door **£55**
- Single joinery door..... **£200**
- Double joinery doors **£350**

SIZE		Garages (no floor)		
ft	m	Cladding Type		
		B	C	B+
10x8	3.05x2.44	£1,772	£2,059	£2,155
11x8	3.66x2.44	£1,949	£2,265	£2,370
12x8	3.66x2.44	£2,126	£2,471	£2,586
13x8	3.96x2.44	£2,303	£2,676	£2,801
14x8	4.27x2.44	£2,480	£2,882	£3,016
15x8	4.57x2.44	£2,657	£3,088	£3,232
16x8	4.88x2.44	£2,834	£3,294	£3,447
17x8	5.18x2.44	£3,012	£3,500	£3,663
18x8	5.49x2.44	£3,189	£3,706	£3,878
19x8	5.79x2.44	£3,366	£3,912	£4,094
20x8	6.10x2.44	£3,543	£4,118	£4,309
21x8	6.40x2.44	£3,720	£4,324	£4,525
22x8	6.70x2.44	£3,897	£4,529	£4,740
23x8	7.01x2.44	£4,075	£4,735	£4,956
24x8	7.32x2.44	£4,252	£4,941	£5,171
10x9	3.05x2.74	£1,993	£2,316	£2,424
11x9	3.66x2.74	£2,192	£2,548	£2,666
12x9	3.66x2.74	£2,392	£2,779	£2,909
13x9	3.96x2.74	£2,591	£3,011	£3,151
14x9	4.27x2.74	£2,790	£3,243	£3,393
15x9	4.57x2.74	£2,990	£3,474	£3,636
16x9	4.88x2.74	£3,189	£3,706	£3,878
17x9	5.18x2.74	£3,388	£3,938	£4,121
18x9	5.49x2.74	£3,587	£4,169	£4,363
19x9	5.79x2.74	£3,787	£4,401	£4,605
20x9	6.10x2.74	£3,986	£4,632	£4,848
21x9	6.40x2.74	£4,185	£4,864	£5,090
22x9	6.70x2.74	£4,385	£5,096	£5,333
23x9	7.01x2.74	£4,584	£5,327	£5,575
24x9	7.32x2.74	£4,783	£5,559	£5,817
10x10	3.05x3.05	£2,214	£2,574	£2,693
11x10	3.66x3.05	£2,436	£2,831	£2,963
12x10	3.66x3.05	£2,657	£3,088	£3,232
13x10	3.96x3.05	£2,879	£3,346	£3,501
14x10	4.27x3.05	£3,100	£3,603	£3,771
15x10	4.57x3.05	£3,322	£3,860	£4,040
16x10	4.88x3.05	£3,543	£4,118	£4,309
17x10	5.18x3.05	£3,765	£4,375	£4,579
18x10	5.49x3.05	£3,986	£4,632	£4,848
19x10	5.79x3.05	£4,207	£4,890	£5,117
20x10	6.10x3.05	£4,429	£5,147	£5,387
21x10	6.40x3.05	£4,650	£5,404	£5,656
22x10	6.70x3.05	£4,872	£5,662	£5,925
23x10	7.01x3.05	£5,093	£5,919	£6,194
24x10	7.32x3.05	£5,315	£6,177	£6,464
12x12	3.66x3.66	£3,189	£3,706	£3,878
13x12	3.96x3.66	£3,455	£4,015	£4,201
14x12	4.27x3.66	£3,720	£4,324	£4,525
15x12	4.57x3.66	£3,986	£4,632	£4,848
16x12	4.88x3.66	£4,252	£4,941	£5,171
17x12	5.18x3.66	£4,517	£5,250	£5,494
18x12	5.49x3.66	£4,783	£5,559	£5,817
19x12	5.79x3.66	£5,049	£5,868	£6,141
20x12	6.10x3.66	£5,315	£6,177	£6,464
21x12	6.40x3.66	£5,580	£6,485	£6,787
22x12	6.70x3.66	£5,846	£6,794	£7,110
23x12	7.01x3.66	£6,112	£7,103	£7,433
24x12	7.32x3.66	£6,378	£7,412	£7,757

SIZE		Workshops (with floor)		
ft	m	Cladding Type		
		B	C	B+
10x8	3.05x2.44	£1,865	£2,167	£2,268
11x8	3.66x2.44	£2,051	£2,384	£2,495
12x8	3.66x2.44	£2,238	£2,601	£2,722
13x8	3.96x2.44	£2,424	£2,817	£2,948
14x8	4.27x2.44	£2,611	£3,034	£3,175
15x8	4.57x2.44	£2,797	£3,251	£3,402
16x8	4.88x2.44	£2,984	£3,468	£3,629
17x8	5.18x2.44	£3,170	£3,684	£3,856
18x8	5.49x2.44	£3,357	£3,901	£4,082
19x8	5.79x2.44	£3,543	£4,118	£4,309
20x8	6.10x2.44	£3,730	£4,334	£4,536
21x8	6.40x2.44	£3,916	£4,551	£4,763
22x8	6.70x2.44	£4,103	£4,768	£4,990
23x8	7.01x2.44	£4,289	£4,985	£5,216
24x8	7.32x2.44	£4,476	£5,201	£5,443
10x9	3.05x2.74	£2,098	£2,438	£2,552
11x9	3.66x2.74	£2,308	£2,682	£2,807
12x9	3.66x2.74	£2,517	£2,926	£3,062
13x9	3.96x2.74	£2,727	£3,170	£3,317
14x9	4.27x2.74	£2,937	£3,413	£3,572
15x9	4.57x2.74	£3,147	£3,657	£3,827
16x9	4.88x2.74	£3,357	£3,901	£4,082
17x9	5.18x2.74	£3,566	£4,145	£4,338
18x9	5.49x2.74	£3,776	£4,389	£4,593
19x9	5.79x2.74	£3,986	£4,632	£4,848
20x9	6.10x2.74	£4,196	£4,876	£5,103
21x9	6.40x2.74	£4,406	£5,120	£5,358
22x9	6.70x2.74	£4,615	£5,364	£5,613
23x9	7.01x2.74	£4,825	£5,608	£5,868
24x9	7.32x2.74	£5,035	£5,851	£6,124
10x10	3.05x3.05	£2,331	£2,709	£2,835
11x10	3.66x3.05	£2,564	£2,980	£3,119
12x10	3.66x3.05	£2,797	£3,251	£3,402
13x10	3.96x3.05	£3,030	£3,522	£3,686
14x10	4.27x3.05	£3,263	£3,793	£3,969
15x10	4.57x3.05	£3,497	£4,064	£4,253
16x10	4.88x3.05	£3,730	£4,334	£4,536
17x10	5.18x3.05	£3,963	£4,605	£4,820
18x10	5.49x3.05	£4,196	£4,876	£5,103
19x10	5.79x3.05	£4,429	£5,147	£5,387
20x10	6.10x3.05	£4,662	£5,418	£5,670
21x10	6.40x3.05	£4,895	£5,689	£5,954
22x10	6.70x3.05	£5,128	£5,960	£6,237
23x10	7.01x3.05	£5,361	£6,231	£6,521
24x10	7.32x3.05	£5,594	£6,502	£6,804
12x12	3.66x3.66	£3,357	£3,901	£4,082
13x12	3.96x3.66	£3,636	£4,226	£4,423
14x12	4.27x3.66	£3,916	£4,551	£4,763
15x12	4.57x3.66	£4,196	£4,876	£5,103
16x12	4.88x3.66	£4,476	£5,201	£5,443
17x12	5.18x3.66	£4,755	£5,526	£5,783
18x12	5.49x3.66	£5,035	£5,851	£6,124
19x12	5.79x3.66	£5,315	£6,177	£6,464
20x12	6.10x3.66	£5,594	£6,502	£6,804
21x12	6.40x3.66	£5,874	£6,827	£7,144
22x12	6.70x3.66	£6,154	£7,152	£7,484
23x12	7.01x3.66	£6,434	£7,477	£7,825
24x12	7.32x3.66	£6,713	£7,802	£8,165

BEACH HUTS



SIZE		Cladding Type		
ft	m	B	C	B+
10 x 8	3.05 x 2.44	£2,192	£2,528	£2,646
12 x 8	3.66 x 2.44	£2,611	£3,034	£3,175

Now with 75mm x 50mm framing as standard
Delivered and assembled

OPTIONS

All Beach huts come with timber floor, single door 27" wide and 12mm ply roof 75mm x 50mm framing

- Double doors **£50**
- Beach hut double door bar..... **£160**
- Beach hut single door bar..... **£80**
- Beach hut fixed window with shutter **£120**
- Beach hut double door deck..... **£120**
- Beach hut single door deck **£90**
- Railway sleepers class I (4 x 8') **£75** each..... **£300**

Please add VAT to all prices

3 quality cladding types with all these products. All timber sizes are nominal (size before machining)



HELP US TO HELP YOU

SITE ACCESS

Please advise us when placing your order if there are any problems with access, ie through house or garage, over walls or fences, under gate lintels or arches, around tight corners etc.

IF YOU ARE NOT SURE WE CAN ARRANGE A SITE VISIT.

BASE PREPARATION

The area should be firm and flat, ie a concrete base or paving slabs to the size of the building ordered, we can supply loose bearers for your building to sit on but the area will still need to be firm and flat.

IF YOU ARE NOT SURE WE CAN ARRANGE A SITE VISIT.

ROOF OVERHANG

The size of building ordered is measured corner to corner of building and does not include the roof overhang which is approximately 3" all round. If possible you should allow a minimum of 6" around your building.

TREATMENT

If treatment is ordered the buildings are dip treated with Crysolite light beech. This is a water resistant water base treatment that also offers protection against mould and fungus. We would still recommend that you treat your building externally as soon as possible with a good quality brand of preservative to give maximum waterproofing. We recommend Elfords Ltd. MLX sheen.

0 2 3 9 2 6 6 4 8 1 1

EXTRAS

BUILDING SIZE		BASE COAT TREATMENT £0.95 SQ.FT.	HEAVY DUTY FELT £1.00 SQ. FT.	TIMBER FLOOR £1.12 SQ.FT.	US TO TOP COAT YOUR BUILDING WITH MLX SHEEN £1.60 sq.ft.	3" x 3" TANALISED BEARERS £1.10 sq.ft.	TAKEDOWN & DISPOSE OLD SHED Approx. £2.45 sq.ft.
ft	m						
5x4	1.52 x 1.22	£19.00	£20.00	£22.00	£80.00	£22.00	£100.00
6x4	1.83 x 1.22	£23.00	£24.00	£27.00	£80.00	£26.00	£100.00
7x4	2.13 x 1.22	£27.00	£28.00	£31.00	£80.00	£31.00	£100.00
8x4	2.44 x 1.22	£30.00	£32.00	£36.00	£80.00	£35.00	£100.00
9x4	2.74 x 1.22	£34.00	£36.00	£40.00	£80.00	£40.00	£100.00
10x4	3.05 x 1.22	£38.00	£40.00	£45.00	£80.00	£44.00	£100.00
5x5	1.52 x 1.52	£24.00	£25.00	£28.00	£80.00	£28.00	£100.00
6x5	1.83 x 1.52	£29.00	£30.00	£34.00	£80.00	£33.00	£100.00
7x5	2.13 x 1.52	£33.00	£35.00	£39.00	£80.00	£39.00	£100.00
8x5	2.44 x 1.52	£38.00	£40.00	£45.00	£80.00	£44.00	£100.00
9x5	2.74 x 1.52	£43.00	£45.00	£50.00	£80.00	£50.00	£110.00
10x5	3.05 x 1.52	£48.00	£50.00	£56.00	£80.00	£55.00	£123.00
6x6	1.83 x 1.83	£34.00	£36.00	£40.00	£80.00	£40.00	£100.00
7x6	2.13 x 1.83	£40.00	£42.00	£47.00	£80.00	£46.00	£103.00
8x6	2.44 x 1.83	£46.00	£48.00	£54.00	£80.00	£53.00	£118.00
9x6	2.74 x 1.83	£51.00	£54.00	£60.00	£86.00	£59.00	£132.00
10x6	3.05 x 1.83	£57.00	£60.00	£67.00	£96.00	£66.00	£147.00
11x6	3.35 x 1.83	£63.00	£66.00	£74.00	£106.00	£73.00	£162.00
12x6	3.66 x 1.83	£68.00	£72.00	£81.00	£115.00	£79.00	£176.00
7x7	2.13 x 2.13	£47.00	£49.00	£55.00	£78.00	£54.00	£120.00
8x7	2.44 x 2.13	£53.00	£56.00	£63.00	£90.00	£62.00	£137.00
9x7	2.74 x 2.13	£60.00	£63.00	£71.00	£101.00	£69.00	£154.00
10x7	3.05 x 2.13	£67.00	£70.00	£78.00	£112.00	£77.00	£172.00
11x7	3.35 x 2.13	£73.00	£77.00	£86.00	£123.00	£85.00	£189.00
12x7	3.66 x 2.13	£80.00	£84.00	£94.00	£134.00	£92.00	£206.00
13x7	3.96 x 2.13	£86.00	£91.00	£102.00	£146.00	£100.00	£223.00
14x7	4.27 x 2.13	£93.00	£98.00	£110.00	£157.00	£108.00	£240.00
8x8	2.44 x 2.44	£61.00	£64.00	£72.00	£102.00	£70.00	£157.00
9x8	2.74 x 2.44	£68.00	£72.00	£81.00	£115.00	£79.00	£176.00
10x8	3.05 x 2.44	£76.00	£80.00	£90.00	£128.00	£88.00	£196.00
11x8	3.35 x 2.44	£84.00	£88.00	£99.00	£141.00	£97.00	£216.00
12x8	3.66 x 2.44	£91.00	£96.00	£108.00	£154.00	£106.00	£235.00
13x8	3.96 x 2.44	£99.00	£104.00	£116.00	£166.00	£114.00	£255.00
14x8	4.27 x 2.44	£106.00	£112.00	£125.00	£179.00	£123.00	£274.00
15x8	4.57 x 2.44	£114.00	£120.00	£134.00	£192.00	£132.00	£294.00
16x8	4.88 x 2.44	£122.00	£128.00	£143.00	£205.00	£141.00	£314.00

Elfords Limited MLX Timber Treatment



Elfords Limited MLX top coat solvent based timber treatment has been formulated to provide an all-in-one weather protection and preservative.

MLX is a highly water resistant coating with high penetration and is suitable for both sawn and prepared timber.

MLX top coat timber should be applied as soon as possible after the building has been erected and refreshed annually.

MLX treatment is available in 5 Litre containers.

£32.50 + VAT per 5 litre container
(Please read instructions on container before use).

BASE PREPARATION SUGGESTIONS

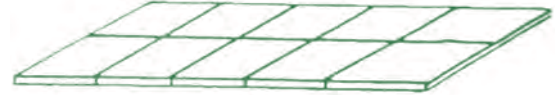
CONCRETE BASE

Flat and level to the size of the building ordered.
(Remember all buildings have roof overhangs approximately 3" all round).



PAVING SLABS

Flat and level to the size of the building ordered.
(Remember all buildings have roof overhangs approximately 3" all round).



SHINGLE BASE

$\frac{3}{4}$ all in shingle, flat and level to the size of the building ordered. We also recommend loose bearers with this base (see extras page).

Remember all buildings have roof overhangs approximately 3" all round.



FLOORS

All our floors have 2" x 1" joists nailed to the underside. They are approximately every 12" apart.



3" x 3" tanalised bearers are recommended if your base is larger than the building ordered; these will extend the life of your building.

Prices for shelves

8" shelf £5 per Ft			12" shelf £7 per Ft		
ft	m		ft	m	
4	1.22	£20.00	4	1.22	£28.00
5	1.52	£25.00	5	1.52	£35.00
6	1.83	£30.00	6	1.83	£42.00
7	2.13	£35.00	7	2.13	£49.00
8	2.44	£40.00	8	2.44	£56.00
9	2.74	£45.00	9	2.74	£63.00
10	3.05	£50.00	10	3.05	£70.00
11	3.35	£55.00	11	3.35	£77.00
12	3.66	£60.00	12	3.66	£84.00

We can take down and dispose of your old shed

If you require your old shed to be taken down and disposed of we will be happy to give you a quote.

Minimum charge of £100.00

Please see Extras Page

This price is for disposing of the shed only – not the contents!

Please note prices are a guide only and a free site survey will be required.

TERMS OF SALE

Payment

A non-refundable 10% deposit will be required with your order with the remaining balance to be paid on day of completion. All products remain the property of Elfords Limited until paid in full.

Specification

- All sizes are external but this does not include the roof overhang (approximately 3")
- All timber sizes are nominal (size before machining)
- Elfords Limited reserve the right to make changes to published specifications as may be dictated by material available.

Cancellation

If your order has been processed and manufacture has begun; Elfords Limited will charge a minimum of 50% of total order value.

Delivery

- Elfords Limited will give a delivery date on all products, but may postpone delivery in extreme weather conditions (high winds, snow etc) if Elfords Limited feel it is not safe to assemble your building.
- Delivery dates are given in good faith and we cannot guarantee exact days or times.

Bases

It is the customers responsibility to provide a suitable base and clear access to it. If Elfords Limited cannot erect your building due to an unsuitable base or poor/unsafe access; and need to return at a later date a call back charge will apply (minimum call back charge £100.00 + VAT).

Planning

It is the customers responsibility to check with their local authority re: planning permission (if applicable). Elfords Limited will not be held responsible for any planning issues relating to planning permission.

Self Assembly

Although Elfords Limited offer a free erecting service; any customer wishing to erect products themselves take full responsibility of any damage or defects caused.

Guarantee

- All products come with a 12 month guarantee - providing the base is flat and level and a top coat treatment has been applied as soon as possible after assembly (we recommend Elfords MLX sheen).
- All felt roofs also come with a 12 month guarantee
- Elfords Limited will not be responsible for any damage caused by adverse weather conditions.
- Please remember timber is a natural product and therefore will expand and contract due to weather conditions. Felt is made from oil and tar and also may expand and contract due to weather conditions.

ORDER FORM

Job No...... **Date:**.....

ALL BUILDINGS Erected Free

Title Surname Initials
 Address

 Post Code
 Tel No
 Email

Basic Price	£
Treatment	£
Fixed Windows	£
Opening Windows	£
Double Doors	£
Bearers	£
5Ltr MLX Treatment <small>(supply only)</small>	£
Heavy Duty Felt	£
Extras	£
Misc	£
Sub	£
+VAT	£
Total	£
Deposit	£
Balance	£

Declaration

1. All panels can be carried to base
2. The base is firm and flat
3. Overhanging branches will be trimmed
4. I will pay the driver on completion
5. I have read and agreed to the Terms of Sale

Signed:

Product Name

Cladding A B C B+ Size

Special Instructions

.....

All items remain our property until paid for in full
 All major credit cards accepted

OFFICE USE

	Roof
	Floor
	Cutting List
Delivery Date: am/pm	Special Instructions: