

ELFORDS

LIMITED

July
2021
Price List

Unit 16, Limberline Spur, Hilsea, Portsmouth, Hampshire PO3 5HJ

SHEDS • CHALETS • WORKSHOPS • GARAGES • SUMMERHOUSES etc



Extensive Indoor Display
Made to Order Timber Buildings
All Buildings Assembled FREE



Elford's is ONLY at Hilsea, Portsmouth, manufacturing and selling ONLY our own product
– so any building can be personalised to your exact requirements



Showroom Opening Times

Mon - Fri: 8.00 - 4.00pm

Saturday: 10.00 - 2.00pm

Sunday: Closed all day



www.elfords.co.uk

023 9266 4811

STANDARD SHEDS

Minimum external heights: • Apex: 6'7" ridge 5'9" eaves

• Pent: 6'7" ridge 6'3" eaves



Baffins



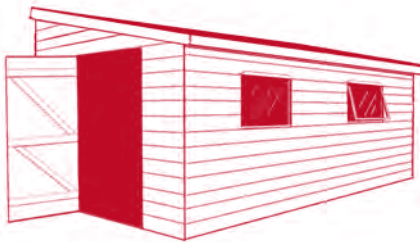
Hilsea



Buckland



Milton



Copnor



Southsea



Eastney



Stamshaw



Fratton

Choose your shape

Pick your size

Decide the cladding A, B, C or B+

Add any extras (see extras page)

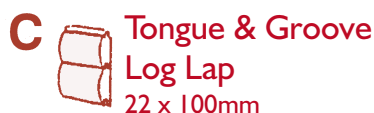
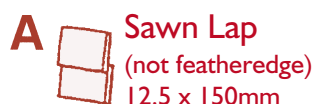
All prices include assembly onto a prepared base

Please add VAT to all prices

0 2 3 9 2 6 6 4 8 1 1

PRICES FOR STANDARD SHEDS

4 quality cladding types with all these products. All timber sizes are nominal (size before machining)



SIZE	Cladding Type			
	A	B	C	B+
5 x 4	£487	£540	£631	£656
6 x 4	£584	£648	£757	£787
7 x 4	£681	£756	£883	£918
8 x 4	£779	£864	£1,009	£1,049
9 x 4	£876	£972	£1,135	£1,180
10 x 4	£973	£1,080	£1,261	£1,312
5 x 5	£540	£599	£700	£728
6 X 5	£648	£719	£840	£874
7 x 5	£756	£839	£980	£1,019
8 X 5	£864	£959	£1,120	£1,165
9 X 5	£972	£1,079	£1,260	£1,310
10 x 5	£1,081	£1,199	£1,400	£1,456
6 x 6	£654	£725	£847	£881
7 x 6	£763	£846	£988	£1,028
8 x 6	£872	£967	£1,129	£1,175
9 X 6	£981	£1,088	£1,271	£1,321
10 x 6	£1,090	£1,209	£1,412	£1,468
11 x 6	£1,199	£1,330	£1,553	£1,615
12 x 6	£1,308	£1,451	£1,694	£1,762
7 x 7	£890	£987	£1,153	£1,199
8 x 7	£1,017	£1,128	£1,318	£1,370
9 x 7	£1,144	£1,269	£1,482	£1,542
10 x 7	£1,271	£1,411	£1,647	£1,713
11 x 7	£1,398	£1,552	£1,812	£1,884
12 x 7	£1,525	£1,693	£1,977	£2,056
13 x 7	£1,653	£1,834	£2,141	£2,227
14 x 7	£1,780	£1,975	£2,306	£2,398
8 X 8	£1,162	£1,290	£1,506	£1,566
9 x 8	£1,308	£1,451	£1,694	£1,762
10 x 8	£1,453	£1,612	£1,882	£1,958
11 x 8	£1,598	£1,773	£2,071	£2,153
12 x 8	£1,743	£1,934	£2,259	£2,349
13 x 8	£1,889	£2,096	£2,447	£2,545
14 x 8	£2,034	£2,257	£2,635	£2,741
15 x 8	£2,179	£2,418	£2,824	£2,937
16 x 8	£2,324	£2,579	£3,012	£3,132

ft	m
4'	1.22
5'	1.52
6'	1.83
7'	2.13
8'	2.44
9'	2.74
10'	3.05
11'	3.35
12'	3.66
13'	3.96
14'	4.27
15'	4.57
16'	4.88
17'	5.18
18'	5.49
19'	5.79
20'	6.10
21'	6.40
22'	6.70
23'	7.01
24'	7.32
25'	7.62

All sheds have a FREE O.S.B. floor (optional timber floor chargeable) – see extras page
 All sheds have 1 FREE fixed window • Extra fixed windows £25.00 • Opening windows £35.00
 Double doors £45.00 • Stable doors £35.00

0 2 3 9 2 6 6 4 8 1 1

HIGHER SHEDS

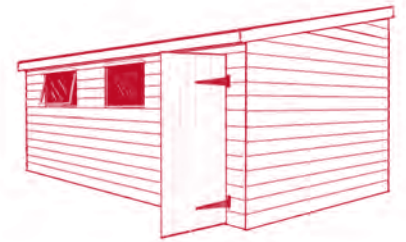
Minimum external heights: • Apex: 7'5" ridge 6'7" eaves • Pent: 7'5" ridge 6'7" eaves



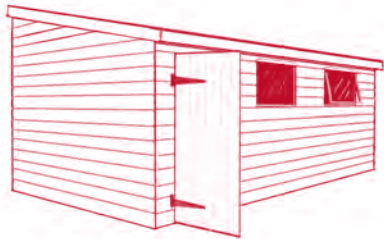
Cosham



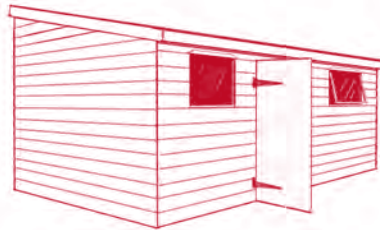
Drayton



Havant



Hayling



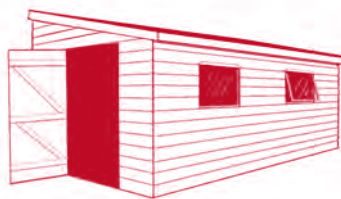
Langstone



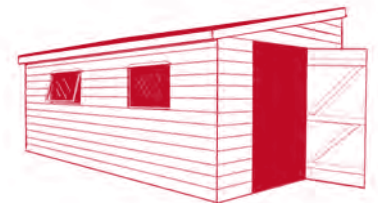
Baffins High



Buckland High



Copnor High



Hilsea High




Fratton High



Southsea High



Milton High



Eastney High



Stamshaw High



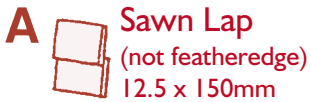
Farlington

Choose your shape
Pick your size
Decide the cladding A, B, C or B+

Add any extras (see extras page)
All prices include assembly onto a prepared base
Please add VAT to all prices

PRICES FOR HIGHER SHEDS

4 quality cladding types with all these products. All timber sizes are nominal (size before machining)



SIZE	Cladding Type			
	A	B	C	B+
5 x 4	£535	£594	£694	£721
6 x 4	£642	£713	£832	£866
7 x 4	£749	£832	£971	£1,010
8 x 4	£857	£950	£1,110	£1,154
9 x 4	£964	£1,069	£1,249	£1,299
10 x 4	£1,071	£1,188	£1,387	£1,443
5 x 5	£594	£659	£770	£801
6 x 5	£713	£791	£924	£961
7 x 5	£832	£923	£1,078	£1,121
8 x 5	£951	£1,055	£1,232	£1,281
9 x 5	£1,070	£1,187	£1,386	£1,441
10 x 5	£1,189	£1,319	£1,540	£1,602
6 x 6	£719	£798	£932	£969
7 x 6	£839	£931	£1,087	£1,131
8 x 6	£959	£1,064	£1,242	£1,292
9 x 6	£1,079	£1,197	£1,398	£1,454
10 x 6	£1,199	£1,330	£1,553	£1,615
11 x 6	£1,318	£1,463	£1,708	£1,777
12 x 6	£1,438	£1,596	£1,864	£1,938
7 x 7	£979	£1,086	£1,268	£1,319
8 x 7	£1,119	£1,241	£1,449	£1,507
9 x 7	£1,258	£1,396	£1,631	£1,696
10 x 7	£1,398	£1,552	£1,812	£1,884
11 x 7	£1,538	£1,707	£1,993	£2,073
12 x 7	£1,678	£1,862	£2,174	£2,261
13 x 7	£1,818	£2,017	£2,355	£2,450
14 x 7	£1,958	£2,172	£2,537	£2,638
8 x 8	£1,278	£1,419	£1,657	£1,723
9 x 8	£1,438	£1,596	£1,864	£1,938
10 x 8	£1,598	£1,773	£2,071	£2,153
11 x 8	£1,758	£1,951	£2,278	£2,369
12 x 8	£1,918	£2,128	£2,485	£2,584
13 x 8	£2,078	£2,305	£2,692	£2,800
14 x 8	£2,237	£2,482	£2,899	£3,015
15 x 8	£2,397	£2,660	£3,106	£3,230
16 x 8	£2,557	£2,837	£3,313	£3,446

ft	m
4'	1.22
5'	1.52
6'	1.83
7'	2.13
8'	2.44
9'	2.74
10'	3.05
11'	3.35
12'	3.66
13'	3.96
14'	4.27
15'	4.57
16'	4.88
17'	5.18
18'	5.49
19'	5.79
20'	6.10
21'	6.40
22'	6.70
23'	7.01
24'	7.32
25'	7.62




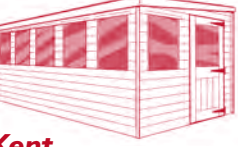
All sheds have a FREE O.S.B. floor (optional timber floor chargeable) – see extras page

All sheds have 1 FREE fixed window • Extra fixed windows £25.00 • Opening windows £35.00

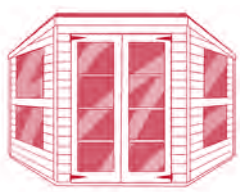

Double doors £45.00 • Stable doors £35.00



0 2 3 9 2 6 6 4 8 1 1

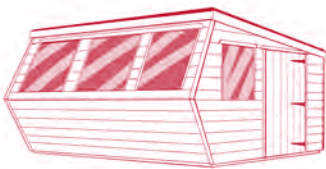
SUMMER HOUSES

 Brook	 Hampshire	 Horndean (not available with verandah)	 Kent (not available with verandah)	Cladding Type				2'	3'	
				SIZE	A	B	C			B+
				7 x 5	£1,081	£1,199	£1,400	£1,456	£68	£95
				8 x 5	£1,235	£1,370	£1,600	£1,664	£78	£108
				9 x 5	£1,389	£1,541	£1,800	£1,872	£88	£122
				8 x 6	£1,482	£1,644	£1,920	£1,997	£94	£130
				9 x 6	£1,667	£1,850	£2,160	£2,246	£105	£146
				10 x 6	£1,852	£2,055	£2,400	£2,496	£117	£163
				11 x 6	£2,038	£2,261	£2,640	£2,746	£129	£179
				12 x 6	£2,223	£2,466	£2,880	£2,995	£140	£195
				7 x 7	£1,513	£1,678	£1,960	£2,038	£96	£133
				8 x 7	£1,729	£1,918	£2,240	£2,330	£109	£152
				9 x 7	£1,945	£2,158	£2,520	£2,621	£123	£171
				10 x 7	£2,161	£2,398	£2,800	£2,912	£137	£190
				11 x 7	£2,377	£2,638	£3,080	£3,203	£150	£209
				12 x 7	£2,593	£2,877	£3,360	£3,494	£164	£228
				14 x 7	£3,025	£3,357	£3,920	£4,077	£191	£266
				8 x 8	£1,976	£2,192	£2,560	£2,662	£125	£173
				10 x 8	£2,470	£2,740	£3,200	£3,328	£156	£217
				12 x 8	£2,964	£3,288	£3,840	£3,994	£187	£260
				14 x 8	£3,458	£3,837	£4,480	£4,659	£218	£304
				16 x 8	£3,952	£4,385	£5,120	£5,325	£250	£347

Note: Addition of a verandah will also increase the base size by 2' or 3'

 5-sided	 Floor Plan	Cladding Type				
		SIZE	A	B	C	B+
		5 x 5	£772	£856	£1,000	£1,040
		6 x 6	£1,111	£1,233	£1,440	£1,498
		6'6" x 6'6"	£1,304	£1,447	£1,690	£1,758
		7 x 7	£1,513	£1,678	£1,960	£2,038
		7'6" x 7'6"	£1,737	£1,927	£2,250	£2,340
		8 x 8	£1,976	£2,192	£2,560	£2,662

 5-sided with apex	 Floor Plan	Cladding Type				
		SIZE	A	B	C	B+
		6 x 6	£1,209	£1,342	£1,567	£1,630
		6'6" x 6'6"	£1,419	£1,575	£1,839	£1,913
		7 x 7	£1,646	£1,827	£2,133	£2,218
		7'6" x 7'6"	£1,890	£2,097	£2,449	£2,547
		8 x 8	£2,150	£2,386	£2,786	£2,897

 Solar	Cladding Type			
	SIZE	B	C	B+
	7 x 5	£1,037	£1,211	£1,259
	8 x 5	£1,185	£1,384	£1,439
	9 x 5	£1,333	£1,557	£1,619
	8 x 6	£1,422	£1,660	£1,727
	9 x 6	£1,600	£1,868	£1,943
	10 x 6	£1,777	£2,075	£2,158
	12 x 6	£2,133	£2,490	£2,590
	8 x 8	£1,896	£2,214	£2,302
	10 x 8	£2,370	£2,767	£2,878
	12 x 8	£2,844	£3,321	£3,453
	Staging £25			

All Summer Houses come with single joinery door as standard

Free Upgrade to timber floor with all buildings on this page

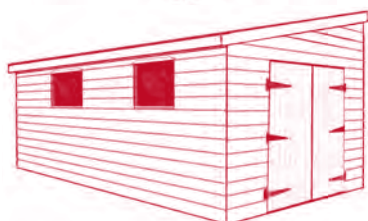
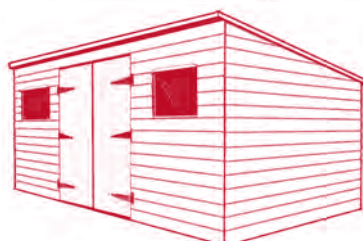
Extras

Note: All Summer Houses come with a timber floor and single door as standard	Stable Doors	£35.00	Scalloped Barge Boards	£30.00
	Double Joinery Doors	£105.00		
	Opening Windows	£35.00		

0 2 3 9 2 6 6 4 8 1 1

GARAGES and WORKSHOPS

All Garages and Workshops come as standard with one pair double doors and one 2' x 2' fixed window.



Any shed shape can be made in workshop quality. We put DPC between timber and concrete on garages.

6' high x 7' wide hinged doors are standard. Other sizes available.

Eaves 6' 6", Ridge 8".

3" x 2" Framing.


Please add VAT to all prices.

Extras	
Personal Door	£45.00
Fixed Windows	£25.00
Opening Windows	£35.00
Extra Double Doors	£90.00
Joinery Double Doors	£350.00

SIZE	Garages (no floor)			
	Cladding Type			
	A	B	C	B+
10 X 8	£1,685	£1,870	£2,184	£2,271
11 X 8	£1,854	£2,057	£2,402	£2,498
12 X 8	£2,022	£2,244	£2,620	£2,725
13 X 8	£2,191	£2,431	£2,839	£2,952
14 X 8	£2,359	£2,618	£3,057	£3,179
15 X 8	£2,528	£2,805	£3,275	£3,406
16 X 8	£2,696	£2,992	£3,494	£3,633
17 X 8	£2,865	£3,179	£3,712	£3,861
18 X 8	£3,033	£3,366	£3,930	£4,088
19 X 8	£3,202	£3,553	£4,149	£4,315
20 X 8	£3,370	£3,740	£4,367	£4,542
21 X 8	£3,539	£3,927	£4,586	£4,769
22 X 8	£3,708	£4,114	£4,804	£4,996
23 X 8	£3,876	£4,301	£5,022	£5,223
24 X 8	£4,045	£4,488	£5,241	£5,450
10 X 9	£1,896	£2,104	£2,457	£2,555
11 X 9	£2,085	£2,314	£2,702	£2,810
12 X 9	£2,275	£2,524	£2,948	£3,066
13 X 9	£2,465	£2,735	£3,193	£3,321
14 X 9	£2,654	£2,945	£3,439	£3,577
15 X 9	£2,844	£3,155	£3,685	£3,832
16 X 9	£3,033	£3,366	£3,930	£4,088
17 X 9	£3,223	£3,576	£4,176	£4,343
18 X 9	£3,413	£3,787	£4,422	£4,599
19 X 9	£3,602	£3,997	£4,667	£4,854
20 X 9	£3,792	£4,207	£4,913	£5,110
21 X 9	£3,981	£4,418	£5,159	£5,365
22 X 9	£4,171	£4,628	£5,404	£5,621
23 X 9	£4,361	£4,838	£5,650	£5,876
24 X 9	£4,550	£5,049	£5,896	£6,132
10 X 10	£2,107	£2,337	£2,729	£2,839
11 X 10	£2,317	£2,571	£3,002	£3,123
12 X 10	£2,528	£2,805	£3,275	£3,406
13 X 10	£2,739	£3,039	£3,548	£3,690
14 X 10	£2,949	£3,272	£3,821	£3,974
15 X 10	£3,160	£3,506	£4,094	£4,258
16 X 10	£3,370	£3,740	£4,367	£4,542
17 X 10	£3,581	£3,974	£4,640	£4,826
18 X 10	£3,792	£4,207	£4,913	£5,110
19 X 10	£4,002	£4,441	£5,186	£5,393
20 X 10	£4,213	£4,675	£5,459	£5,677
21 X 10	£4,424	£4,909	£5,732	£5,961
22 X 10	£4,634	£5,142	£6,005	£6,245
23 X 10	£4,845	£5,376	£6,278	£6,529
24 X 10	£5,056	£5,610	£6,551	£6,813
12 X 12	£3,033	£3,366	£3,930	£4,088
13 X 12	£3,286	£3,646	£4,258	£4,428
14 X 12	£3,539	£3,927	£4,586	£4,769
15 X 12	£3,792	£4,207	£4,913	£5,110
16 X 12	£4,045	£4,488	£5,241	£5,450
17 X 12	£4,297	£4,768	£5,568	£5,791
18 X 12	£4,550	£5,049	£5,896	£6,132
19 X 12	£4,803	£5,329	£6,223	£6,472
20 X 12	£5,056	£5,610	£6,551	£6,813
21 X 12	£5,309	£5,890	£6,878	£7,153
22 X 12	£5,561	£6,171	£7,206	£7,494
23 X 12	£5,814	£6,451	£7,533	£7,835
24 X 12	£6,067	£6,732	£7,861	£8,175

SIZE	Workshops (with floor)			
	Cladding Type			
	A	B	C	B+
10 X 8	£1,816	£2,015	£2,353	£2,447
11 X 8	£1,998	£2,217	£2,588	£2,692
12 X 8	£2,179	£2,418	£2,824	£2,937
13 X 8	£2,361	£2,620	£3,059	£3,181
14 X 8	£2,542	£2,821	£3,294	£3,426
15 X 8	£2,724	£3,023	£3,530	£3,671
16 X 8	£2,906	£3,224	£3,765	£3,915
17 X 8	£3,087	£3,426	£4,000	£4,160
18 X 8	£3,269	£3,627	£4,235	£4,405
19 X 8	£3,450	£3,829	£4,471	£4,650
20 X 8	£3,632	£4,030	£4,706	£4,894
21 X 8	£3,814	£4,232	£4,941	£5,139
22 X 8	£3,995	£4,433	£5,177	£5,384
23 X 8	£4,177	£4,635	£5,412	£5,628
24 X 8	£4,358	£4,836	£5,647	£5,873
10 X 9	£2,043	£2,267	£2,647	£2,753
11 X 9	£2,247	£2,494	£2,912	£3,028
12 X 9	£2,452	£2,720	£3,177	£3,304
13 X 9	£2,656	£2,947	£3,441	£3,579
14 X 9	£2,860	£3,174	£3,706	£3,854
15 X 9	£3,065	£3,400	£3,971	£4,130
16 X 9	£3,269	£3,627	£4,235	£4,405
17 X 9	£3,473	£3,854	£4,500	£4,680
18 X 9	£3,677	£4,080	£4,765	£4,955
19 X 9	£3,882	£4,307	£5,030	£5,231
20 X 9	£4,086	£4,534	£5,294	£5,506
21 X 9	£4,290	£4,760	£5,559	£5,781
22 X 9	£4,495	£4,987	£5,824	£6,057
23 X 9	£4,699	£5,214	£6,088	£6,332
24 X 9	£4,903	£5,441	£6,353	£6,607
10 X 10	£2,270	£2,519	£2,941	£3,059
11 X 10	£2,497	£2,771	£3,235	£3,365
12 X 10	£2,724	£3,023	£3,530	£3,671
13 X 10	£2,951	£3,274	£3,824	£3,977
14 X 10	£3,178	£3,526	£4,118	£4,282
15 X 10	£3,405	£3,778	£4,412	£4,588
16 X 10	£3,632	£4,030	£4,706	£4,894
17 X 10	£3,859	£4,282	£5,000	£5,200
18 X 10	£4,086	£4,534	£5,294	£5,506
19 X 10	£4,313	£4,786	£5,588	£5,812
20 X 10	£4,540	£5,038	£5,883	£6,118
21 X 10	£4,767	£5,289	£6,177	£6,424
22 X 10	£4,994	£5,541	£6,471	£6,730
23 X 10	£5,221	£5,793	£6,765	£7,035
24 X 10	£5,448	£6,045	£7,059	£7,341
12 X 12	£3,269	£3,627	£4,235	£4,405
13 X 12	£3,541	£3,929	£4,588	£4,772
14 X 12	£3,814	£4,232	£4,941	£5,139
15 X 12	£4,086	£4,534	£5,294	£5,506
16 X 12	£4,358	£4,836	£5,647	£5,873
17 X 12	£4,631	£5,138	£6,000	£6,240
18 X 12	£4,903	£5,441	£6,353	£6,607
19 X 12	£5,176	£5,743	£6,706	£6,974
20 X 12	£5,448	£6,045	£7,059	£7,341
21 X 12	£5,720	£6,347	£7,412	£7,708
22 X 12	£5,993	£6,650	£7,765	£8,075
23 X 12	£6,265	£6,952	£8,118	£8,443
24 X 12	£6,538	£7,254	£8,471	£8,810

BEACH HUTS



SIZE	Cladding Type		
	B	C	B+
10 x 8	£2,192	£2,560	£2,662
12 x 8	£2,631	£3,072	£3,195

Now with 75mm x 50mm framing as standard
Delivered and assembled

OPTIONS

Window with shutter	£80.00
Double doors	£50.00
Door deck (single)	£60.00
Door deck (double)	£75.00
Preservative	£86.40
Door bar (single)	£50.00
Door bar (double)	£80.00
Heavy Duty Felt	£91.20
Railway sleepers*	£240.00
Timber Floor	£107.52

*(4 x 8' supply and lay onto level surface)

- 75 mm x 50 mm framing
- OSB floor free (timber option)
- 12mm Exterior ply roof with green mineral felt
- 8' ridge 6' eaves
- We can take down your old hut if required - Please ask for price guide

Please add VAT to all prices.

3 quality cladding types with all these products. All timber sizes are nominal (size before machining)



HELP US TO HELP YOU

SITE ACCESS

Please advise us when placing your order if there are any problems with access, ie through house or garage, over walls or fences, under gate lintels or arches, around tight corners etc.

IF YOU ARE NOT SURE WE CAN ARRANGE A SITE VISIT.

BASE PREPARATION

The area should be firm and flat, ie a concrete base or paving slabs to the size of the building ordered, we can supply loose bearers for your building to sit on but the area will still need to be firm and flat.

IF YOU ARE NOT SURE WE CAN ARRANGE A SITE VISIT.

ROOF OVERHANG

The size of building ordered is measured corner to corner of building and does not include the roof overhang which is approximately 3" all round. If possible you should allow a minimum of 6" around your building.

TREATMENT

If treatment is ordered the buildings are dip treated with Crysolite light beech. This is a water resistant water base treatment that also offers protection against mould and fungus. We would still recommend that you treat your building externally as soon as possible with a good quality brand of preservative to give maximum waterproofing. We recommend Elfords Ltd. MLX sheen.

0 2 3 9 2 6 6 4 8 1 1

EXTRAS

All buildings, except garages, come with an 11mm O.S.B. floor.

The standard roofing felt is a 20k green mineral.

3" x 3" tanalised bearers are recommended if your base is larger than the building ordered; these will extend the life of your building.

BUILDING SIZE	BASE COAT TREATMENT 90p SQ.FT.	HEAVY DUTY FELT 95p SQ. FT.	TIMBER FLOOR £1.12 SQ.FT.	US TO TOP COAT YOUR BUILDING WITH MLX SHEEN	3" x 3" TANALISED BEARERS 98p sq.ft.	TAKEDOWN & DISPOSE OLD SHED Approx. £2.25 sq.ft.
5 x 4	£18.00	£19.00	£22.40	£80.00	£19.60	£80.00
6 x 4	£21.60	£22.80	£26.88	£80.00	£23.52	£80.00
7 x 4	£25.20	£26.60	£31.36	£80.00	£27.44	£80.00
8 x 4	£28.80	£30.40	£35.84	£80.00	£31.36	£80.00
9 x 4	£32.40	£34.20	£40.32	£80.00	£35.28	£81.00
10 x 4	£36.00	£38.00	£44.80	£80.00	£39.20	£90.00
5 x 5	£22.50	£23.75	£28.00	£80.00	£24.50	£80.00
6 x 5	£27.00	£28.50	£33.60	£80.00	£29.40	£80.00
7 x 5	£31.50	£33.25	£39.20	£80.00	£34.30	£80.00
8 x 5	£36.00	£38.00	£44.80	£80.00	£39.20	£90.00
9 x 5	£40.50	£42.75	£50.40	£80.00	£44.10	£101.25
10 x 5	£45.00	£47.50	£56.00	£80.00	£49.00	£112.50
6 x 6	£32.40	£34.20	£40.32	£80.00	£35.28	£81.00
7 x 6	£37.80	£39.90	£47.04	£80.00	£41.16	£94.50
8 x 6	£43.20	£45.60	£53.76	£80.00	£47.04	£108.00
9 x 6	£48.60	£51.30	£60.48	£85.00	£52.92	£121.50
10 x 6	£54.00	£57.00	£67.20	£85.00	£58.80	£135.00
11 x 6	£59.40	£62.70	£73.92	£85.00	£64.68	£148.50
12 x 6	£64.80	£68.40	£80.64	£85.00	£70.56	£162.00
7 x 7	£44.10	£46.55	£54.88	£85.00	£48.02	£110.25
8 x 7	£50.40	£53.20	£62.72	£85.00	£54.88	£126.00
9 x 7	£56.70	£59.85	£70.56	£90.00	£61.74	£141.75
10 x 7	£63.00	£66.50	£78.40	£90.00	£68.60	£157.50
11 x 7	£69.30	£73.15	£86.24	£90.00	£75.46	£173.25
12 x 7	£75.60	£79.80	£94.08	£90.00	£82.32	£189.00
13 x 7	£81.90	£86.45	£101.92	£90.00	£89.18	£204.75
14 x 7	£88.20	£93.10	£109.76	£90.00	£96.04	£220.50
8 x 8	£57.60	£60.80	£71.68	£90.00	£62.72	£144.00
9 x 8	£64.80	£68.40	£80.64	£90.00	£70.56	£162.00
10 x 8	£72.00	£76.00	£89.60	£95.00	£78.40	£180.00
11 x 8	£79.20	£83.60	£98.56	£95.00	£86.24	£198.00
12 x 8	£86.40	£91.20	£107.52	£95.00	£94.08	£216.00
13 x 8	£93.60	£98.80	£116.48	£95.00	£101.92	£234.00
14 x 8	£100.80	£106.40	£125.44	£100.00	£109.76	£252.00
15 x 8	£108.00	£114.00	£134.40	£100.00	£117.60	£270.00
16 x 8	£115.20	£121.60	£143.36	£100.00	£125.44	£288.00

Elford's Limited MLX Timber Treatment



Elford's Limited MLX top coat solvent based timber treatment has been formulated to provide an all-in-one weather protection and preservative.

MLX is a highly water resistant coating with high penetration and is suitable for both sawn and prepared timber.

MLX top coat timber should be applied as soon as possible after the building has been erected and refreshed annually.

MLX treatment is available in 5 Litre containers.

£30.00 + VAT per 5 litre container

(Please read instructions on container before use).

BASE PREPARATION SUGGESTIONS

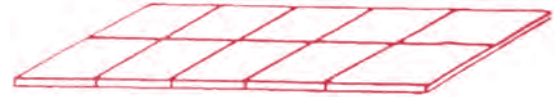
CONCRETE BASE

Flat and level to the size of the building ordered.
(Remember all buildings have roof overhangs approximately 3" all round).



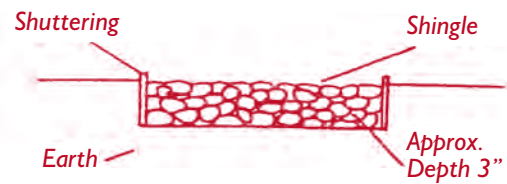
PAVING SLABS

Flat and level to the size of the building ordered.
(Remember all buildings have roof overhangs approximately 3" all round).



SHINGLE BASE

¾ all in shingle, flat and level to the size of the building ordered. We also recommend loose bearers with this base (see extras page).
Remember all buildings have roof overhangs approximately 3" all round.



FLOORS

All our floors have 2" x 1" joists nailed to the underside. They are approximately every 12" apart.



ft	m
4'	1.22
5'	1.52
6'	1.83
7'	2.13
8'	2.44
9'	2.74
10'	3.05
11'	3.35
12'	3.66
13'	3.96
14'	4.27
15'	4.57
16'	4.88
17'	5.18
18'	5.49
19'	5.79
20'	6.10
21'	6.40
22'	6.70
23'	7.01
24'	7.32
25'	7.62

8" Shelves		12" Shelves	
4'	£10.00	4'	£12.00
5'	£11.00	5'	£14.00
6'	£12.00	6'	£15.00
7'	£14.00	7'	£18.00
8'	£16.00	8'	£20.00
9'	£18.00	9'	£22.00
10'	£20.00	10'	£25.00
11'	£22.00	11'	£27.00
12'	£25.00	12'	£30.00

We can take down and dispose of your old shed

If you require your old shed to be taken down and disposed of we will be happy to give you a quote.
Minimum charge of £60.00

Please see Extras Page

This price is for disposing of the shed only – not the contents!

Please note prices are a guide only and a free site survey will be required.

TERMS OF SALE

Payment

A non-refundable 10% deposit will be required with your order with the remaining balance to be paid on day of completion. All products remain the property of Elfords Limited until paid in full.

Specification

- All sizes are external but this does not include the roof overhang (approximately 3")
- All timber sizes are nominal (size before machining)
- Elfords Limited reserve the right to make changes to published specifications as may be dictated by material available.

Cancellation

If your order has been processed and manufacture has begun; Elfords Limited will charge a minimum of 50% of total order value.

Delivery

- Elfords Limited will give a delivery date on all products, but may postpone delivery in extreme weather conditions (high winds, snow etc) if Elfords Limited feel it is not safe to assemble your building.
- Delivery dates are given in good faith and we cannot guarantee exact days or times.

Bases

It is the customers responsibility to provide a suitable base and clear access to it. If Elfords Limited cannot erect your building due to an unsuitable base or poor/unsafe access; and need to return at a later date a call back charge will apply (minimum call back charge £100.00 + VAT).

Planning

It is the customers responsibility to check with their local authority re: planning permission (if applicable). Elfords Limited will not be held responsible for any planning issues relating to planning permission.

Self Assembly

Although Elfords Limited offer a free erecting service; any customer wishing to erect products themselves take full responsibility of any damage or defects caused.

Guarantee

- All products come with a 12 month guarantee - providing the base is flat and level and a top coat treatment has been applied as soon as possible after assembly (we recommend Elfords MLX sheen).
- All felt roofs also come with a 12 month guarantee
- Elfords Limited will not be responsible for any damage caused by adverse weather conditions.
- Please remember timber is a natural product and therefore will expand and contract due to weather conditions. Felt is made from oil and tar and also may expand and contract due to weather conditions.

ORDER FORM

Job No...... **Date:**.....

ALL BUILDINGS Erected Free

Title Surname Initials
 Address

 Post Code
 Tel No
 Email

Basic Price	£
Treatment	£
Fixed Windows	£
Opening Windows	£
Double Doors	£
Bearers	£
5Ltr MLX Treatment <small>(supply only)</small>	£
Heavy Duty Felt	£
Extras	£
Misc	£
Sub	£
+VAT	£
Total	£
Deposit	£
Balance	£

Declaration

1. All panels can be carried to base
2. The base is firm and flat
3. Overhanging branches will be trimmed
4. I will pay the driver on completion
5. I have read and agreed to the Terms of Sale

Signed:

Product Name

Cladding A B C B+ Size

Special Instructions

.....

All items remain our property until paid for in full
 All major credit cards accepted

OFFICE USE

	Roof
	Floor
	Cutting List
Delivery Date: am/pm	Special Instructions: