

ELFORDS LIMITED

2017
Price List

Unit 16, Limberline Spur, Hilsea, Portsmouth, Hampshire PO3 5HJ

SHEDS • CHALETS • WORKSHOPS • GARAGES • SUMMERHOUSES etc



Extensive Indoor Display
Made to Order Any Shape Any Size
All Buildings Assembled FREE



Elford's is ONLY at Hilsea, Portsmouth, manufacturing and selling ONLY our own product
– so any building can be personalised to your exact requirements



Showroom Opening Times

Mon - Fri: 8.00 - 4.00pm

Saturday: 10.00 - 2.00pm

Sunday: Closed all day



www.elfords.co.uk

023 9266 4811

STANDARD SHEDS

Minimum external heights: • Apex: 6'7" ridge 5'9" eaves • Pent: 6'7" ridge 6'3" eaves



Baffins



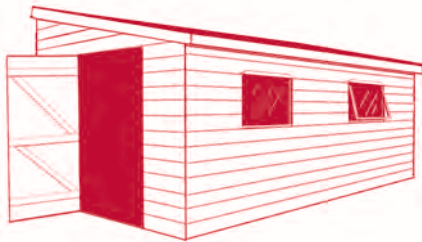
Hilsea



Buckland




Milton



Copnor



Southsea



Eastney



Stamshaw



Fratton

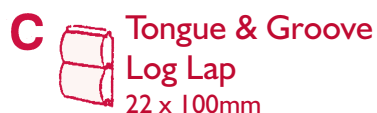
Choose your shape
Pick your size
Decide the cladding A, B, C or B+

Add any extras (see extras page)
All prices include assembly onto a prepared base
Please add VAT to all prices

0 2 3 9 2 6 6 4 8 1 1

PRICES FOR STANDARD SHEDS

4 quality cladding types with all these products. All timber sizes are nominal (size before machining)



SIZE	Cladding Type			
	A	B	C	B+
5 x 4	£280	£312	£364	£375
6 x 4	£336	£375	£437	£450
7 x 4	£392	£437	£510	£526
8 x 4	£448	£500	£583	£601
9 x 4	£504	£562	£656	£676
10 x 4	£560	£624	£729	£751
5 x 5	£311	£347	£405	£417
6 x 5	£373	£416	£486	£500
7 x 5	£435	£485	£566	£583
8 x 5	£497	£555	£647	£667
9 x 5	£559	£624	£728	£750
10 x 5	£621	£693	£809	£833
6 x 6	£376	£419	£490	£504
7 x 6	£438	£489	£571	£588
8 x 6	£501	£559	£653	£672
9 x 6	£564	£629	£734	£756
10 x 6	£626	£699	£816	£840
11 x 6	£689	£769	£898	£925
12 x 6	£752	£839	£979	£1,009
7 x 7	£512	£571	£666	£686
8 x 7	£585	£652	£762	£784
9 x 7	£658	£734	£857	£883
10 x 7	£731	£816	£952	£981
11 x 7	£804	£897	£1,047	£1,079
12 x 7	£877	£979	£1,142	£1,177
13 x 7	£950	£1,060	£1,238	£1,275
14 x 7	£1,023	£1,142	£1,333	£1,373
8 x 8	£668	£746	£870	£897
9 x 8	£752	£839	£979	£1,009
10 x 8	£835	£932	£1,088	£1,121
11 x 8	£919	£1,025	£1,197	£1,233
12 x 8	£1,002	£1,118	£1,306	£1,345
13 x 8	£1,086	£1,212	£1,414	£1,457
14 x 8	£1,169	£1,305	£1,523	£1,569
15 x 8	£1,253	£1,398	£1,632	£1,681
16 x 8	£1,336	£1,491	£1,741	£1,793

ft	m
4'	1.22
5'	1.52
6'	1.83
7'	2.13
8'	2.44
9'	2.74
10'	3.05
11'	3.35
12'	3.66
13'	3.96
14'	4.27
15'	4.57
16'	4.88
17'	5.18
18'	5.49
19'	5.79
20'	6.10
21'	6.40
22'	6.70
23'	7.01
24'	7.32
25'	7.62

All sheds have a FREE O.S.B. floor (optional timber floor chargeable) – see extras page

All sheds have 1 FREE fixed window • Extra fixed windows £20.00 • Opening windows £30.00

Eaves filler £15.00 • Double doors £40.00 • Stable doors £30.00 • Window boxes £25.00

0 2 3 9 2 6 6 4 8 1 1

HIGHER SHEDS

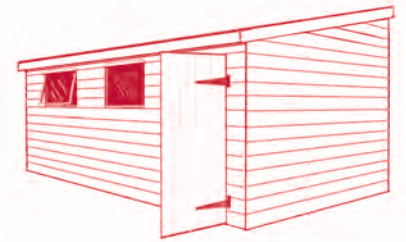
Minimum external heights: • Apex: 7'5" ridge 6'7" eaves • Pent: 7'5" ridge 6'7" eaves



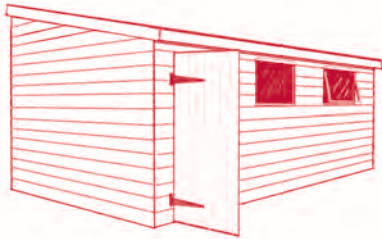
Cosham



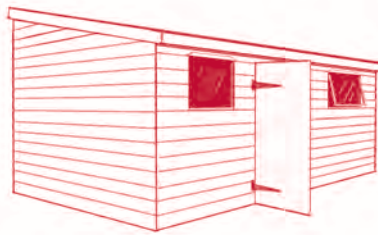
Drayton



Havant



Hayling



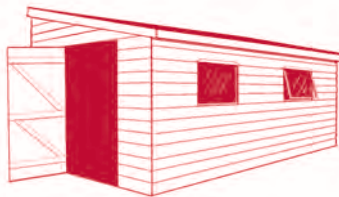
Langstone



Baffins High



Buckland High



Copnor High



Hilsea High



Fratton High



Southsea High



Milton High



Eastney High



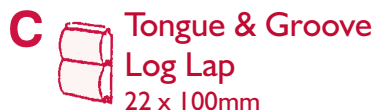
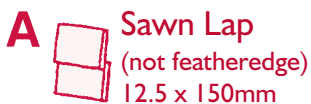
Stamshaw High

Choose your shape
Pick your size
Decide the cladding A, B, C or B+

Add any extras (see extras page)
All prices include assembly onto a prepared base
Please add VAT to all prices

PRICES FOR HIGHER SHEDS

4 quality cladding types with all these products. All timber sizes are nominal (size before machining)



SIZE	Cladding Type			
	A	B	C	B+
5 x 4	£308	£343	£401	£413
6 x 4	£369	£412	£481	£496
7 x 4	£431	£481	£561	£578
8 x 4	£492	£550	£641	£661
9 x 4	£554	£618	£722	£743
10 x 4	£616	£687	£802	£826
5 x 5	£342	£381	£445	£458
6 X 5	£410	£457	£534	£550
7 x 5	£478	£534	£623	£642
8 X 5	£547	£610	£712	£733
9 X 5	£615	£686	£801	£825
10 x 5	£683	£762	£890	£917
6 x 6	£413	£461	£539	£555
7 x 6	£482	£538	£628	£647
8 x 6	£551	£615	£718	£740
9 X 6	£620	£692	£808	£832
10 x 6	£689	£769	£898	£925
11 x 6	£758	£846	£987	£1,017
12 x 6	£827	£923	£1,077	£1,109
7 x 7	£563	£628	£733	£755
8 x 7	£643	£718	£838	£863
9 x 7	£723	£807	£942	£971
10 x 7	£804	£897	£1,047	£1,079
11 x 7	£884	£987	£1,152	£1,186
12 x 7	£965	£1,076	£1,257	£1,294
13 x 7	£1,045	£1,166	£1,361	£1,402
14 x 7	£1,125	£1,256	£1,466	£1,510
8 X 8	£735	£820	£957	£986
9 x 8	£827	£923	£1,077	£1,109
10 x 8	£919	£1,025	£1,197	£1,233
11 x 8	£1,011	£1,128	£1,316	£1,356
12 x 8	£1,102	£1,230	£1,436	£1,479
13 x 8	£1,194	£1,333	£1,556	£1,603
14 x 8	£1,286	£1,435	£1,676	£1,726
15 x 8	£1,378	£1,538	£1,795	£1,849
16 x 8	£1,470	£1,640	£1,915	£1,972



ft	m
4'	1.22
5'	1.52
6'	1.83
7'	2.13
8'	2.44
9'	2.74
10'	3.05
11'	3.35
12'	3.66
13'	3.96
14'	4.27
15'	4.57
16'	4.88
17'	5.18
18'	5.49
19'	5.79
20'	6.10
21'	6.40
22'	6.70
23'	7.01
24'	7.32
25'	7.62

All sheds have a FREE O.S.B. floor (optional timber floor chargeable) – see extras page

All sheds have 1 FREE fixed window • Extra fixed windows £20.00 • Opening windows £30.00
Eaves filler £15.00 • Double doors £40.00 • Stable doors £30.00 • Window boxes £25.00


0 2 3 9 2 6 6 4 8 1 1


SUMMER HOUSES


	SIZE	Cladding Type				Verandah	
		A	B	C	B+	2'	3'
 <p>Brook</p> <p>Hampshire</p>	7 x 5	£621	£693	£809	£833	£61	£86
	8 x 5	£710	£792	£925	£953	£70	£98
	9 x 5	£799	£891	£1,040	£1,072	£79	£110
	8 x 6	£852	£951	£1,110	£1,143	£84	£118
	9 x 6	£958	£1,069	£1,248	£1,286	£95	£132
	10 x 6	£1,065	£1,188	£1,387	£1,429	£105	£147
	12 x 6	£1,278	£1,426	£1,665	£1,715	£126	£176
	8 x 8	£1,136	£1,268	£1,480	£1,524	£112	£157
	10 x 8	£1,420	£1,584	£1,850	£1,905	£140	£196
	12 x 8	£1,704	£1,901	£2,220	£2,286	£168	£235
 <p>Horndean (not available with verandah)</p>	14 x 8	£1,988	£2,218	£2,589	£2,667	£196	£274
	16 x 8	£2,272	£2,535	£2,959	£3,048	£224	£314

Note: All Summer Houses come with a timber floor and single door as standard


Note: Addition of a verandah will also increase the base size by 2' or 3'


	SIZE	Cladding Type			
		A	B	C	B+
 <p>5-sided</p>	5 x 5	£444	£495	£578	£595
	6 x 6	£639	£713	£832	£857
	7 x 7	£870	£970	£1,133	£1,167
	8 x 8	£1,136	£1,268	£1,480	£1,524
	9 x 9	£1,438	£1,604	£1,873	£1,929
	10 x 10	£1,775	£1,981	£2,312	£2,381

	SIZE	Cladding Type			
		A	B	C	B+
 <p>5-sided with apex</p> <p>Purbrook (size is diagonally point to point)</p>	6 x 6	£695	£776	£906	£933
	7 x 7	£946	£1,056	£1,233	£1,270
8 x 8	£1,236	£1,379	£1,610	£1,659	
9 x 9	£1,564	£1,746	£2,038	£2,099	
10 x 10	£1,931	£2,155	£2,516	£2,591	

	SIZE	Cladding Type		
		B	C	B+
 <p>Playhouse</p>	4 x 4	£254	£296	£305
	5 x 4	£317	£370	£381
	6 x 4	£380	£444	£457
	7 x 5	£555	£647	£667
	8 x 6	£761	£888	£914
	2' Verandah & Handrails – £35 2' Verandah, Handrails, Steps and Stilts – £80			

	SIZE	Cladding Type			
		A	B	C	B+
6 x 6	£695	£776	£906	£933	
7 x 7	£946	£1,056	£1,233	£1,270	
8 x 8	£1,236	£1,379	£1,610	£1,659	
9 x 9	£1,564	£1,746	£2,038	£2,099	
10 x 10	£1,931	£2,155	£2,516	£2,591	

	SIZE	Cladding Type		
		B	C	B+
 <p>Solar</p>	7 x 5	£599	£700	£721
	8 x 5	£685	£800	£824
	9 x 5	£771	£900	£927
	8 x 6	£822	£960	£988
	9 x 6	£925	£1,080	£1,112
	10 x 6	£1,028	£1,200	£1,236
	12 x 6	£1,233	£1,439	£1,483
	8 x 8	£1,096	£1,279	£1,318
	10 x 8	£1,370	£1,599	£1,647
	12 x 8	£1,644	£1,919	£1,977
Staging £25				

	SIZE	Cladding Type			
		A	B	C	B+
 <p>Kent</p> <p>Leigh</p>	8 x 6	£682	£761	£888	£914
	9 x 6	£767	£856	£999	£1,029
10 x 6	£852	£951	£1,110	£1,143	
12 x 6	£1,022	£1,141	£1,332	£1,372	
8 x 8	£909	£1,014	£1,184	£1,219	
10 x 8	£1,136	£1,268	£1,480	£1,524	
12 x 8	£1,363	£1,521	£1,776	£1,829	
14 x 8	£1,590	£1,775	£2,072	£2,134	
16 x 8	£1,817	£2,028	£2,367	£2,439	

Note: All Summer Houses come with a timber floor and single door as standard

Extras

Stable Doors	£30
Double Joinery Doors	£95
Opening Windows	£30

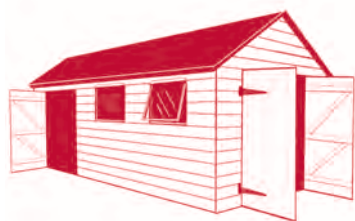
Scalloped Barge Boards	£20
Window Boxes	£25

GARAGES and WORKSHOPS

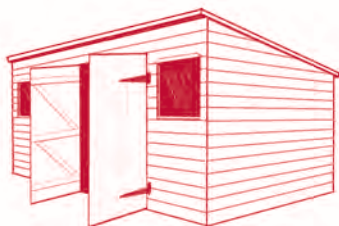
All Garages and Workshops come as standard with one pair double doors and one 2' x 2' fixed window.



Garage



Workshop 1



Workshop 2



Workshop 3

Any shed shape can be made in workshop quality. We put DPC between timber and concrete on garages.

6' high x 7' wide hinged doors are standard. Other sizes available.

**Eaves 6' 6", Ridge 8'.
3" x 2" Framing.**

Please add VAT to all prices.

- Personal ledged and braced doors positioned anywhere **£40 each**
- Fixed windows glazed 24" x 24" positioned anywhere **£20 each**
- Opening windows **£30 each**


Garages (no floor)

SIZE	Cladding Type			
	A	B	C	B+
10 X 8	£969	£1,081	£1,262	£1,300
11 X 8	£1,066	£1,189	£1,388	£1,430
12 X 8	£1,163	£1,297	£1,514	£1,560
13 X 8	£1,259	£1,405	£1,641	£1,690
14 X 8	£1,356	£1,514	£1,767	£1,820
15 X 8	£1,453	£1,622	£1,893	£1,950
16 X 8	£1,550	£1,730	£2,019	£2,080
17 X 8	£1,647	£1,838	£2,146	£2,210
18 X 8	£1,744	£1,946	£2,272	£2,340
19 X 8	£1,841	£2,054	£2,398	£2,470
20 X 8	£1,938	£2,162	£2,524	£2,600
21 X 8	£2,035	£2,270	£2,650	£2,730
22 X 8	£2,131	£2,378	£2,777	£2,860
23 X 8	£2,228	£2,487	£2,903	£2,990
24 X 8	£2,325	£2,595	£3,029	£3,120
10 X 9	£1,090	£1,216	£1,420	£1,462
11 X 9	£1,199	£1,338	£1,562	£1,609
12 X 9	£1,308	£1,460	£1,704	£1,755
13 X 9	£1,417	£1,581	£1,846	£1,901
14 X 9	£1,526	£1,703	£1,988	£2,047
15 X 9	£1,635	£1,824	£2,130	£2,194
16 X 9	£1,744	£1,946	£2,272	£2,340
17 X 9	£1,853	£2,068	£2,414	£2,486
18 X 9	£1,962	£2,189	£2,556	£2,632
19 X 9	£2,071	£2,311	£2,698	£2,779
20 X 9	£2,180	£2,433	£2,840	£2,925
21 X 9	£2,289	£2,554	£2,982	£3,071
22 X 9	£2,398	£2,676	£3,124	£3,217
23 X 9	£2,507	£2,797	£3,266	£3,364
24 X 9	£2,616	£2,919	£3,408	£3,510
10 X 10	£1,211	£1,351	£1,578	£1,625
11 X 10	£1,332	£1,487	£1,735	£1,787
12 X 10	£1,453	£1,622	£1,893	£1,950
13 X 10	£1,574	£1,757	£2,051	£2,112
14 X 10	£1,695	£1,892	£2,209	£2,275
15 X 10	£1,817	£2,027	£2,366	£2,437
16 X 10	£1,938	£2,162	£2,524	£2,600
17 X 10	£2,059	£2,297	£2,682	£2,762
18 X 10	£2,180	£2,433	£2,840	£2,925
19 X 10	£2,301	£2,568	£2,997	£3,087
20 X 10	£2,422	£2,703	£3,155	£3,250
21 X 10	£2,543	£2,838	£3,313	£3,412
22 X 10	£2,664	£2,973	£3,471	£3,575
23 X 10	£2,785	£3,108	£3,628	£3,737
24 X 10	£2,906	£3,243	£3,786	£3,900
12 X 12	£1,744	£1,946	£2,272	£2,340
13 X 12	£1,889	£2,108	£2,461	£2,535
14 X 12	£2,035	£2,270	£2,650	£2,730
15 X 12	£2,180	£2,433	£2,840	£2,925
16 X 12	£2,325	£2,595	£3,029	£3,120
17 X 12	£2,471	£2,757	£3,218	£3,315
18 X 12	£2,616	£2,919	£3,408	£3,510
19 X 12	£2,761	£3,081	£3,597	£3,705
20 X 12	£2,906	£3,243	£3,786	£3,900
21 X 12	£3,052	£3,406	£3,976	£4,095
22 X 12	£3,197	£3,568	£4,165	£4,290
23 X 12	£3,342	£3,730	£4,354	£4,485
24 X 12	£3,488	£3,892	£4,543	£4,680

Workshops (with floor)

SIZE	Cladding Type			
	A	B	C	B+
10 X 8	£1,052	£1,174	£1,371	£1,412
11 X 8	£1,158	£1,292	£1,508	£1,553
12 X 8	£1,263	£1,409	£1,645	£1,694
13 X 8	£1,368	£1,527	£1,782	£1,836
14 X 8	£1,473	£1,644	£1,919	£1,977
15 X 8	£1,579	£1,761	£2,056	£2,118
16 X 8	£1,684	£1,879	£2,193	£2,259
17 X 8	£1,789	£1,996	£2,330	£2,400
18 X 8	£1,894	£2,114	£2,468	£2,542
19 X 8	£1,999	£2,231	£2,605	£2,683
20 X 8	£2,105	£2,349	£2,742	£2,824
21 X 8	£2,210	£2,466	£2,879	£2,965
22 X 8	£2,315	£2,584	£3,016	£3,106
23 X 8	£2,420	£2,701	£3,153	£3,248
24 X 8	£2,526	£2,818	£3,290	£3,389
10 X 9	£1,184	£1,321	£1,542	£1,589
11 X 9	£1,302	£1,453	£1,696	£1,747
12 X 9	£1,421	£1,585	£1,851	£1,906
13 X 9	£1,539	£1,717	£2,005	£2,065
14 X 9	£1,657	£1,850	£2,159	£2,224
15 X 9	£1,776	£1,982	£2,313	£2,383
16 X 9	£1,894	£2,114	£2,468	£2,542
17 X 9	£2,013	£2,246	£2,622	£2,700
18 X 9	£2,131	£2,378	£2,776	£2,859
19 X 9	£2,249	£2,510	£2,930	£3,018
20 X 9	£2,368	£2,642	£3,084	£3,177
21 X 9	£2,486	£2,774	£3,239	£3,336
22 X 9	£2,605	£2,906	£3,393	£3,495
23 X 9	£2,723	£3,039	£3,547	£3,654
24 X 9	£2,841	£3,171	£3,701	£3,812
10 X 10	£1,315	£1,468	£1,714	£1,765
11 X 10	£1,447	£1,615	£1,885	£1,942
12 X 10	£1,579	£1,761	£2,056	£2,118
13 X 10	£1,710	£1,908	£2,228	£2,295
14 X 10	£1,842	£2,055	£2,399	£2,471
15 X 10	£1,973	£2,202	£2,570	£2,648
16 X 10	£2,105	£2,349	£2,742	£2,824
17 X 10	£2,236	£2,495	£2,913	£3,001
18 X 10	£2,368	£2,642	£3,084	£3,177
19 X 10	£2,499	£2,789	£3,256	£3,354
20 X 10	£2,631	£2,936	£3,427	£3,530
21 X 10	£2,762	£3,083	£3,599	£3,707
22 X 10	£2,894	£3,229	£3,770	£3,883
23 X 10	£3,026	£3,376	£3,941	£4,060
24 X 10	£3,157	£3,523	£4,113	£4,236
12 X 12	£1,894	£2,114	£2,468	£2,542
13 X 12	£2,052	£2,290	£2,673	£2,753
14 X 12	£2,210	£2,466	£2,879	£2,965
15 X 12	£2,368	£2,642	£3,084	£3,177
16 X 12	£2,526	£2,818	£3,290	£3,389
17 X 12	£2,683	£2,995	£3,496	£3,601
18 X 12	£2,841	£3,171	£3,701	£3,812
19 X 12	£2,999	£3,347	£3,907	£4,024
20 X 12	£3,157	£3,523	£4,113	£4,236
21 X 12	£3,315	£3,699	£4,318	£4,448
22 X 12	£3,473	£3,875	£4,524	£4,660
23 X 12	£3,631	£4,051	£4,730	£4,871
24 X 12	£3,788	£4,228	£4,935	£5,083

BEACH HUTS



SIZE	Cladding Type		
	B	C	B+
10 x 8	£1,268	£1,480	£1,524
12 x 8	£1,521	£1,776	£1,829

Now with 75mm x 50mm framing as standard
Delivered and assembled

OPTIONS

Window with shutter	£ 80.00
Double doors	£ 50.00
Door deck (single)	£ 55.00
Door deck (double)	£ 70.00
Preservative	£ 69.12
Door bar (single)	£ 40.00
Door bar (double)	£ 70.00
Heavy Duty Felt	£ 73.92
Railway sleepers*	£150.00
Timber Floor	£105.60

*(4 x 8' supply and lay onto level surface)

- 75 mm x 50 mm framing
- OSB floor free (timber option)
- 12mm Exterior ply roof with green mineral felt
- 8' ridge 6' eaves
- We can take down your old hut if required - Please ask for price guide

Please add VAT to all prices.

3 quality cladding types with all these products. All timber sizes are nominal (size before machining)



HELP US TO HELP YOU

SITE ACCESS

Please advise us when placing your order if there are any problems with access, ie through house or garage, over walls or fences, under gate lintels or arches, around tight corners etc.

IF YOU ARE NOT SURE WE CAN ARRANGE A SITE VISIT.

BASE PREPARATION

The area should be firm and flat, ie a concrete base or paving slabs to the size of the building ordered, we can supply loose bearers for your building to sit on but the area will still need to be firm and flat.

IF YOU ARE NOT SURE WE CAN ARRANGE A SITE VISIT.

ROOF OVERHANG

The size of building ordered is measured corner to corner of building and does not include the roof overhang which is approximately 3" all round. If possible you should allow a minimum of 6" around your building.

TREATMENT

If treatment is ordered the buildings are dip treated with Crysolite light beech. This is a water resistant water base treatment that also offers protection against mould and fungus. We would still recommend that you treat your building externally as soon as possible with a good quality brand of preservative to give maximum waterproofing. We recommend Elfords Ltd. MLX sheen.

0 2 3 9 2 6 6 4 8 1 1

EXTRAS

All buildings, except garages, come with an 11mm O.S.B. floor.

The standard roofing felt is a 20k green mineral.

3" x 3" tanalised bearers are recommended if your base is larger than the building ordered; these will extend the life of your building.

BUILDING SIZE	BASE COAT TREATMENT 75p SQ.FT	HEAVY DUTY FELT 80p SQ. FT.	TIMBER FLOOR £1.10 SQ. FT.	US TO TOP COAT YOUR BUILDING WITH MLX SHEEN	3" x 3" TANALISED BEARERS 95p sq.ft.	TAKEDOWN & DISPOSE OLD SHED Approx. £2.20 sq.ft.	GUTTERING & DOWNPIPE (one side)	
							Length	Cost
5 x 4	£15.00	£16.00	£22.00	£80.00	£19.00	£60.00	4'	£44.00
6 x 4	£18.00	£19.20	£26.40	£80.00	£22.80	£60.00	5'	£52.50
7 x 4	£21.00	£22.40	£30.80	£80.00	£26.60	£60.00	6'	£57.00
8 x 4	£24.00	£25.60	£35.20	£80.00	£30.40	£70.40	7'	£64.75
9 x 4	£27.00	£28.80	£39.60	£80.00	£34.20	£79.20	8'	£72.00
10 x 4	£30.00	£32.00	£44.00	£80.00	£38.00	£88.00	9'	£76.50
5 x 5	£18.75	£20.00	£27.50	£80.00	£23.75	£55.00	10'	£77.50
6 x 5	£22.50	£24.00	£33.00	£80.00	£28.50	£66.00	11'	£82.50
7 x 5	£26.25	£28.00	£38.50	£80.00	£33.25	£77.50	12'	£87.00
8 x 5	£30.00	£32.00	£44.00	£80.00	£38.00	£88.00	13'	£91.00
9 x 5	£33.75	£36.00	£49.50	£80.00	£42.75	£99.00	14'	£94.50
10 x 5	£37.50	£40.00	£55.00	£80.00	£47.50	£110.00	15'	£97.50
6 x 6	£27.00	£28.80	£39.60	£80.00	£34.20	£79.20	16'	£100.00
7 x 6	£31.50	£33.60	£46.20	£80.00	£39.90	£92.40	17'	£102.00
8 x 6	£36.00	£38.40	£52.80	£80.00	£45.60	£105.60	18'	£108.00
9 x 6	£40.50	£43.20	£59.40	£85.00	£51.30	£118.80	19'	£114.00
10 x 6	£45.00	£48.00	£66.00	£85.00	£57.00	£132.00	20'	£120.00
11 x 6	£49.50	£52.80	£72.60	£85.00	£62.70	£145.20	21'	£120.75
12 x 6	£54.00	£57.60	£79.20	£85.00	£68.40	£158.40	22'	£126.50
7 x 7	£36.75	£39.20	£53.90	£85.00	£46.55	£107.80	23'	£132.25
8 x 7	£42.00	£44.80	£61.60	£85.00	£53.20	£123.20	24'	£138.00
9 x 7	£47.25	£50.40	£69.30	£90.00	£59.85	£138.60	25'	£137.50
10 x 7	£52.50	£56.00	£77.00	£90.00	£66.50	£154.00	26'	£143.00
11 x 7	£57.75	£61.60	£84.70	£90.00	£73.15	£169.40	27'	£148.50
12 x 7	£63.00	£67.20	£92.40	£90.00	£79.80	£184.80	28'	£154.00
13 x 7	£68.25	£72.80	£100.10	£90.00	£86.45	£200.20	29'	£152.25
14 x 7	£73.50	£78.40	£107.80	£90.00	£93.10	£215.60	30'	£157.50
8 x 8	£48.00	£51.20	£70.40	£90.00	£60.80	£140.80	31'	£162.75
9 x 8	£54.00	£57.60	£79.20	£90.00	£68.40	£158.40	32'	£160.00
10 x 8	£60.00	£64.00	£88.00	£95.00	£76.00	£176.00	33'	£165.00
11 x 8	£66.00	£70.40	£96.80	£95.00	£83.60	£193.60	34'	£170.00
12 x 8	£72.00	£76.80	£105.60	£95.00	£91.20	£211.20	35'	£175.00
13 x 8	£78.00	£83.20	£114.40	£95.00	£98.80	£228.80		
14 x 8	£84.00	£89.60	£123.20	£100.00	£106.40	£246.40		
15 x 8	£90.00	£96.00	£132.00	£100.00	£114.00	£264.00		
16 x 8	£96.00	£102.40	£140.80	£100.00	£121.60	£281.60		

Elford's Limited MLX Timber Treatment



Elford's Limited MLX top coat solvent based timber treatment has been formulated to provide an all-in-one weather protection and preservative.

MLX is a highly water resistant coating with high penetration and is suitable for both sawn and prepared timber.

MLX top coat timber should be applied as soon as possible after the building has been erected and refreshed annually.

MLX treatment is available in 5 Litre containers.

£25.00 + VAT per 5 litre container

(Please read instructions on container before use).

BASE PREPARATION SUGGESTIONS

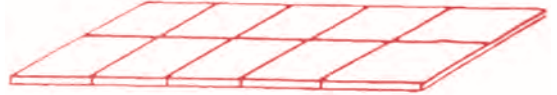
CONCRETE BASE

Flat and level to the size of the building ordered.
(Remember all buildings have roof overhangs approximately 3" all round).



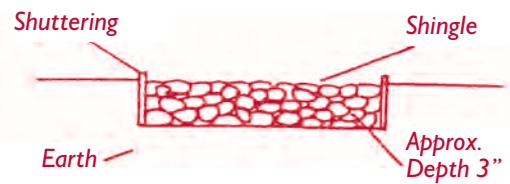
PAVING SLABS

Flat and level to the size of the building ordered.
(Remember all buildings have roof overhangs approximately 3" all round).



SHINGLE BASE

¾ all in shingle, flat and level to the size of the building ordered. We also recommend loose bearers with this base (see extras page).
Remember all buildings have roof overhangs approximately 3" all round.



FLOORS

All our floors have 2" x 1" joists nailed to the underside. They are approximately every 12" apart.



ft	m
4'	1.22
5'	1.52
6'	1.83
7'	2.13
8'	2.44
9'	2.74
10'	3.05
11'	3.35
12'	3.66
13'	3.96
14'	4.27
15'	4.57
16'	4.88
17'	5.18
18'	5.49
19'	5.79
20'	6.10
21'	6.40
22'	6.70
23'	7.01
24'	7.32
25'	7.62

8" Shelves		12" Shelves	
4'	£10.00	4'	£12.00
5'	£11.00	5'	£14.00
6'	£12.00	6'	£15.00
7'	£14.00	7'	£18.00
8'	£16.00	8'	£20.00
9'	£18.00	9'	£22.00
10'	£20.00	10'	£25.00
11'	£22.00	11'	£27.00
12'	£25.00	12'	£30.00

We can take down and dispose of your old shed

If you require your old shed to be taken down and disposed of we will be happy to give you a quote. Minimum charge of £60.00

Please see Extras Page

This price is for disposing of the shed only – not the contents!

Please note prices are a guide only and a free site survey will be required.

TERMS OF SALE

Payment

A non-refundable 10% deposit will be required with your order with the remaining balance to be paid to our driver on completion. All products remain the property of Elfords Limited until paid in full.

Specification

- All sizes are external but this does not include the roof overhang (approximately 3")
- All timber sizes are nominal (size before machining)
- Elfords Limited reserve the right to make changes to published specifications as may be dictated by material available.

Cancellation

If your order has been processed and manufacture has begun; Elfords Limited will charge a minimum of 50% of total order value.

Delivery

- Elfords Limited will give a delivery date on all products, but may postpone delivery in extreme weather conditions (high winds, snow etc) if Elfords Limited feel it is not safe to assemble your building.
- Delivery dates are given in good faith and we cannot guarantee exact days or times.

Bases

It is the customers responsibility to provide a suitable base and clear access to it. If Elfords Limited cannot erect your building due to an unsuitable base or poor/unsafe access; and need to return at a later date a call back charge will apply (minimum call back charge £100.00 + VAT).

Planning

It is the customers responsibility to check with their local authority re: planning permission (if applicable). Elfords Limited will not be held responsible for any planning issues relating to planning permission.

Self Assembly

Although Elfords Limited offer a free erecting service; any customer wishing to erect products themselves take full responsibility of any damage or defects caused.

Guarantee

- All products come with a 12 month guarantee - providing the base is flat and level and a top coat treatment has been applied as soon as possible after assembly (we recommend Elfords MLX sheen).
- All felt roofs also come with a 12 month guarantee
- Elfords Limited will not be responsible for any damage caused by adverse weather conditions.
- Please remember timber is a natural product and therefore will expand and contract due to weather conditions. Felt is made from oil and tar and also may expand and contract due to weather conditions.

ORDER FORM

Job No...... **Date:**.....

ALL BUILDINGS Erected Free

Title Surname Initials

Address

.....

..... Post Code

Tel No.

How did you find us?

Yellow Pages Press Web Recommended

Declaration

- 1. All panels can be carried to base
- 2. The base is firm and flat
- 3. Overhanging branches will be trimmed
- 4. I will pay the driver on completion
- 5. I have read and agreed to the Terms of Sale

Signed:

Product Name

Cladding A B C B+ Size

Special Instructions

.....

Basic Price	£
Treatment	£
Fixed Windows	£
Opening Windows	£
Double Doors	£
Bearers	£
5Ltr MLX Treatment <small>(supply only)</small>	£
Heavy Duty Felt	£
Extras	£
Misc	£
Sub	£
+VAT	£
Total	£
Deposit	£
Balance	£

All items remain our property until paid for in full
All major credit cards accepted

OFFICE USE

	Roof
	Floor
	Cutting List
Delivery Date: am/pm	Special Instructions: